

View/Print Label




1. **Ensure there are no other shipping or tracking labels attached to your package.** Select the Print button on the print dialogue box that appears. Note: If your browser does not support this function, select Print from the File menu to print the label.
2. **Fold the printed label at the solid line below.** Place the label in a UPS Shipping Pouch. If you do not have a pouch, affix the folded label using clear plastic shipping tape over the entire label.
3. **GETTING YOUR SHIPMENT TO UPS**
 - Customers with a scheduled Pickup**
 - o Your driver will pickup your shipment(s) as usual.
 - Customers without a scheduled Pickup**
 - o Schedule a Pickup on ups.com to have a UPS driver pickup all of your packages.
 - o Take your package to any location of The UPS Store®, UPS Access Point(TM) location, UPS Drop Box, UPS Customer Center, Staples® or Authorized Shipping Outlet near you. To find the location nearest you, please visit the 'Locations' Quick link at ups.com.

UPS Access Point™
ADVANCE AUTO PARTS STORE
#9072
2946 BRISTOL ST
COSTA MESA CA 92626-5994

UPS Access Point™
THE UPS STORE
270 BRISTOL ST
COSTA MESA CA 92626-7999

UPS Access Point™
POSTAL COPY CENTER
1175 BAKER ST
COSTA MESA CA 92626-4136

FOLD HERE

<p>ROXANA GALVEZ 9516747352 BEADOR CONSTRUCTION COMPANY IN 2900 BRISTOL STREET COSTA MESA CA 92626</p> <p>SHIP TO: MSC 43 951-674-7352 CALTRANS OFFICE ENGINEER 1727 30TH STREET SACRAMENTO CA 95816</p>	<p>0.5 LBS LTR</p> <p>1 OF 1</p>	<p>CA 958 9-03</p> 	<p>UPS NEXT DAY AIR</p> <p>1</p> <p>TRACKING #: 1Z E51 87G 01 0397 8550</p> 	<p>BILLING: P/P</p> <p>Reference #1: 07-344904 DVBE-SBE-Off-Road XOL 2-106 32 NV/45 28.0A 07/2024*</p> 
--	--	---	--	--